



1+



10



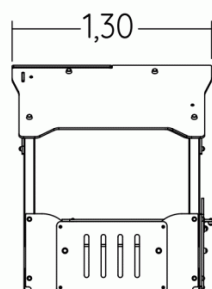
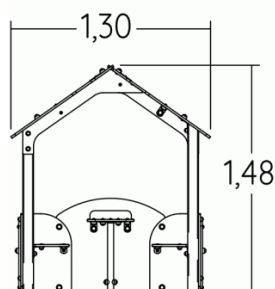
0,6m



1 = 1,36m
2 = 1,3m
3 = 1,48m



Motor inclusion
Sensory inclusion
Mental inclusion



Play value : 4



role play

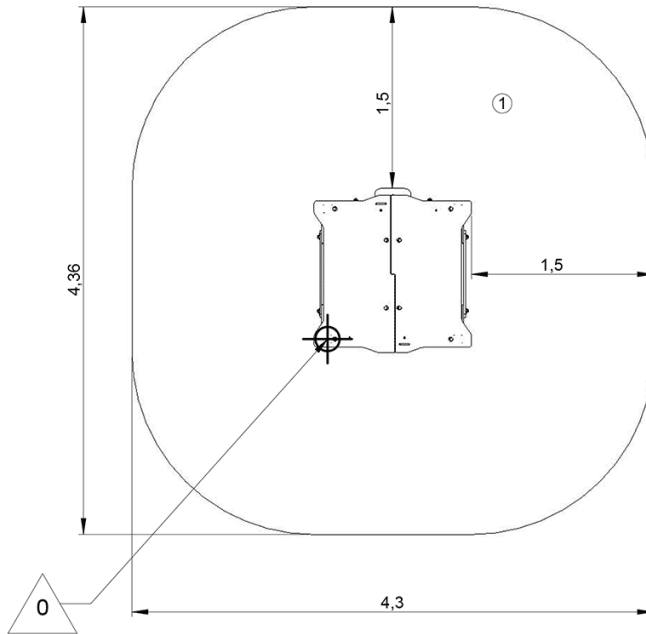




x4

Installation of equipment

IMPORTANT: It is essential to refer to the installation instructions for information on the size of the safety areas.

-  Impact area (minimum normative surface)
-  Free space



		
1	<0,6m	17m ²



2



02h00



0.14m³



17m²



129kg



15kg

